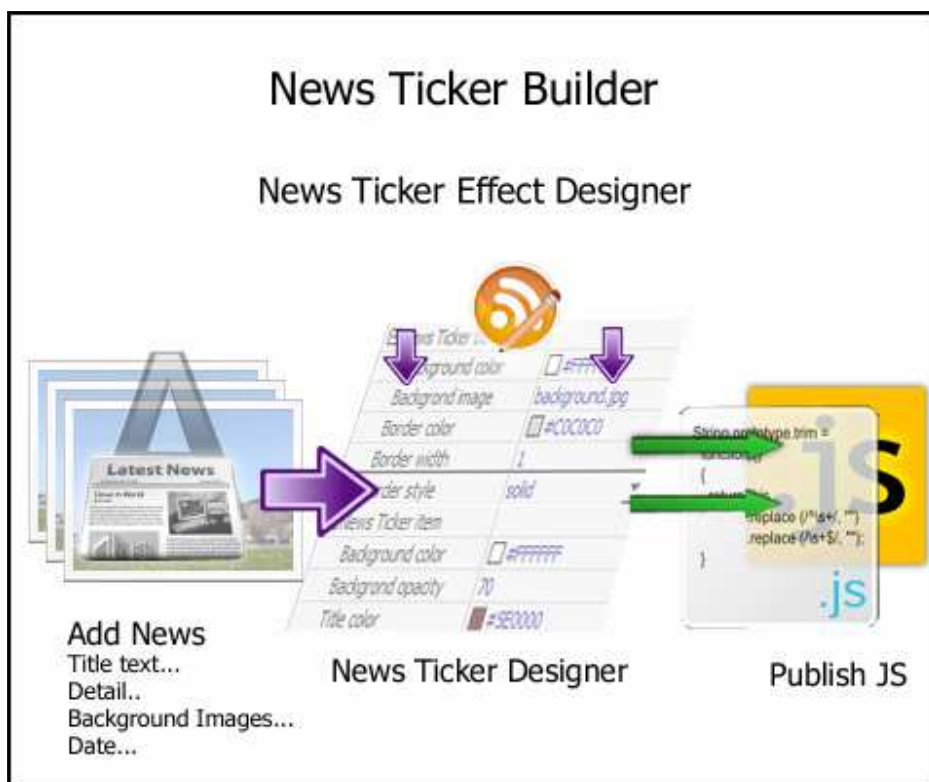




Note: This product is distributed on a 'try-before-you-buy' basis. All features described in this documentation are enabled. The registered version does not have news number limit

About JavaScript News Ticker

JavaScript News Ticker is a simple, lightning-fast and powerful desktop utility program that lets you creating DHTML news scrollers for your Web sites. You can create moving texts and images in a few minutes!



JavaScript News Ticker is a professional highly configurable javascript news ticker and content slider solution. You can use DHTML News Ticker to build news ticker, content slider, content rotator, banner rotator, and image rotator.

You can use JavaScript News Ticker for your favourite quotes, recent blog posts, and featured pictures. Every design element is customizable!



JavaScript News Ticker Features:

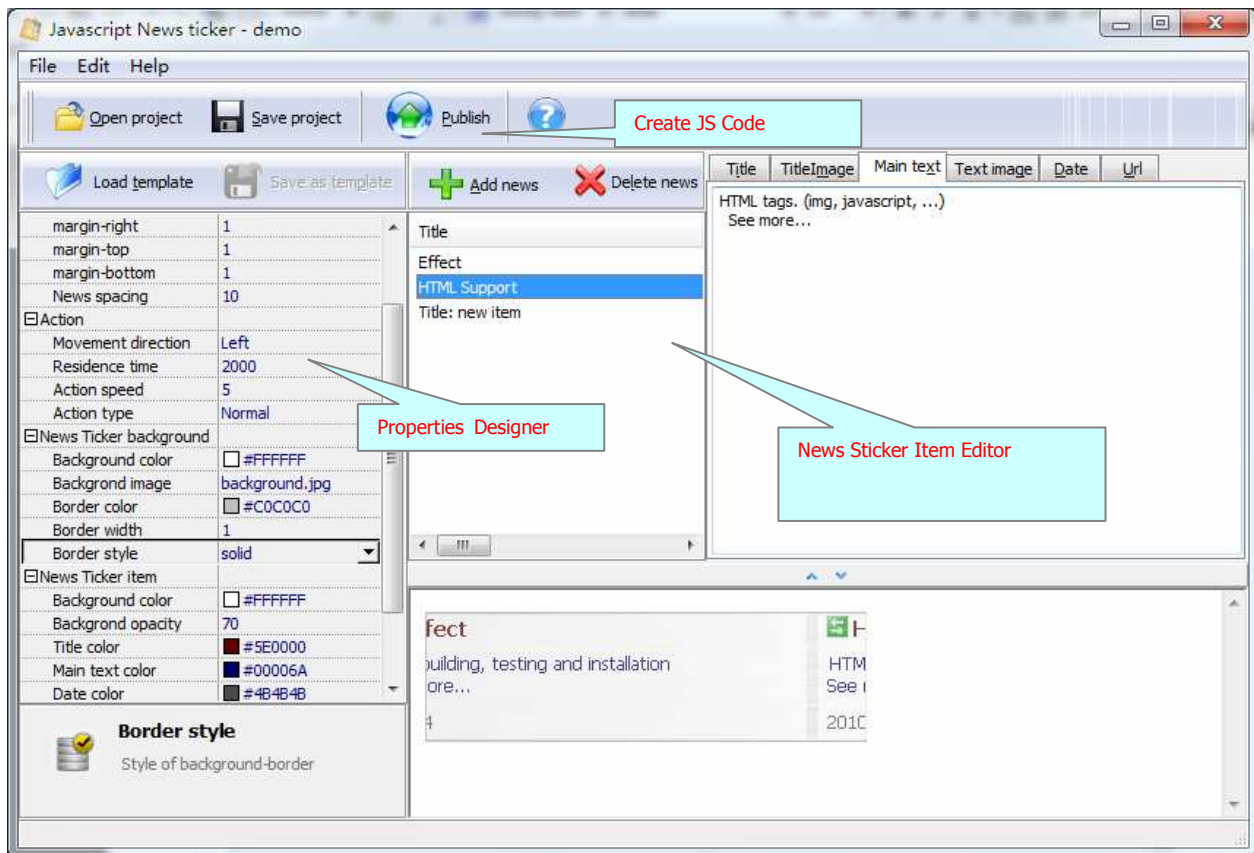
- Provides an easy method for delivering news and other information.
- Dhtml scroller (JavaScript scroller) or transition effects
- Allows some HTML tags for news items.
- Runs multiple html news ticker on one web page .
- Adjustable effect speed and pause delay between items.
- Easy building, testing and installation.
- Supports images.
- Full customizable font characteristics.
- A visual editor guides you through the set-up process of the html scrolling text.
- Easy-to-configure.
- Customizable pagination links.
- Requires no JavaScript knowledge to create html ticker, JavaScript marquee, and text fader.

Using JavaScript News Ticker

JavaScript News Ticker can be started either by launching the application via a desktop shortcut, or directly from within Windows/Windows Explorer.



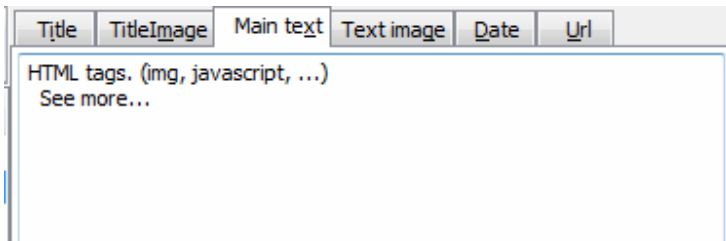
When you start the program, you will be presented with the primary screen from which all actions are taken.



Adding News items

Clicking the **Add News** icon  to add news item, you can define selected news item, include:


1. Title: news caption.
2. Title Image: define title image for title, default size 16X16
3. Main text: define detail for the news, support **multi text field**.
4. Text Image: define the image for detail text.
5. Date: define the date for the news
6. URL: define the action to web URL




You can change the news ticker common properties such as news item width and height in news ticker properties designer:

[-] General	
News Ticker width	300
News Ticker height	85
margin-left	1
margin-right	1
margin-top	1
margin-bottom	1
News spacing	10
[-] Action	
Movement direction	Left
Residence time	2000
Action speed	5
Action type	Normal
[-] News Ticker background	
Background color	<input type="checkbox"/> #FFFFFF
Background image	background.jpg
Border color	<input type="checkbox"/> #C0C0C0
Border width	1
Border style	solid
[-] News Ticker item	
Background color	<input type="checkbox"/> #FFFFFF
Background opacity	70
Title color	<input type="checkbox"/> #5E0000
Main text color	<input type="checkbox"/> #00006A
Date color	<input type="checkbox"/> #4B4B4B
Border color	<input type="checkbox"/> #FFFFFF
Border width	0
Border style	solid

Load and Save to Project

- You can save you News Ticker design you created with "Save" button  , it will be save as project file (.ntk) for later use.



- To load News Ticker design you saved, click "Load" button  and select saved Project

Build to JavaScript Code

Click "Publish" button



to generate all necessary JavaScript News Ticker codes automatically.

Ending Your Session

When you have completed your work, choose the **File** option and select **Exit** from the dropdown list.

More information please visit: <http://www.a-pdf.com>